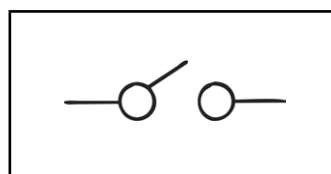


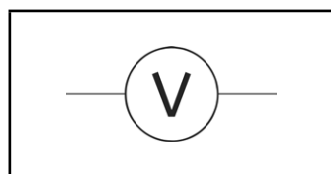
Electricity Components and Symbols - Activity Sheet

Draw a line to match the component to its symbol.

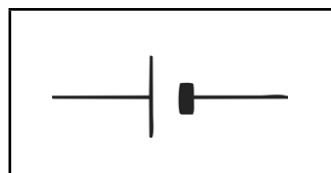
Cell



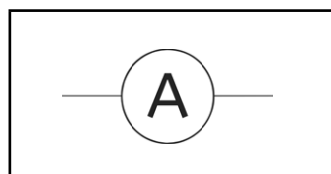
Battery



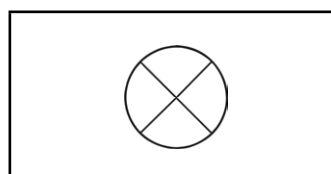
Lamp



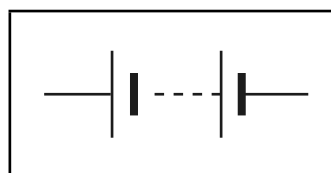
Switch



Voltmeter



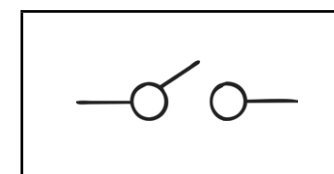
Ammeter



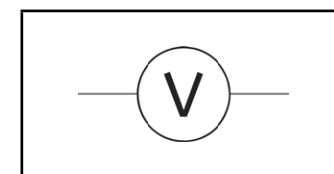
Electricity Components and Symbols - Activity Sheet

Draw a line to match the component to its symbol.

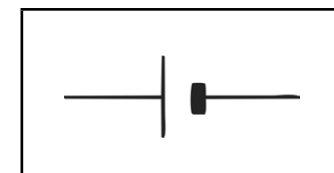
Cell



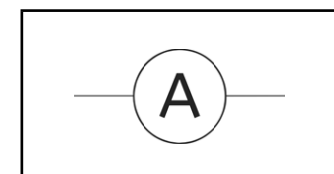
Battery



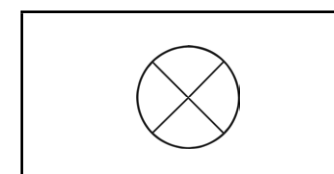
Lamp



Switch



Voltmeter



Ammeter



Electricity Components and Symbols - Activity Sheet Answers

Draw a line to match the component to its symbol.

