





Faces on a box

We have been looking at different 3D shapes this week. Most of our Christmas presents will be packed into 3D boxes too!

Help your child to choose an empty box at home and look at the faces:

- Most boxes are **cuboids**, with either six rectangular faces, or four rectangular faces and two square ones.
- Some boxes are **cylinders** (tubes), with one circle each end and a rectangle curled round them.

Help your child to identify the shapes of the faces on their box, then find the matching shapes from those below. Help them to cut out the shapes and stick them on to the matching faces of their box. Encourage your child to bring in the finished box!

<p>This activity was:</p>			<p>We enjoyed this activity:</p>		
					
a bit hard	just right	too easy	a lot	a bit	not much

This activity will help your child to begin to use mathematical names for 2D and 3D shapes, and to match some shapes by recognising similarities.

