

15.11.2019




L.O. I can order by length

CUT AND PASTE THE SHEET INTO YOUR BOOK




Shortest to Longest

Directions: Compare the lengths of the items shown below. Write the numbers 1, 2, and 3 to order the items from shortest to longest, where 1 is the shortest, 2 is in the middle, and 3 is the longest.




1.

<input type="text"/>	
<input type="text"/>	
<input type="text"/>	




2.

		
<input type="text"/>	<input type="text"/>	<input type="text"/>




3.

<input type="text"/>	
<input type="text"/>	
<input type="text"/>	

4.

		
<input type="text"/>	<input type="text"/>	<input type="text"/>

5.

<input type="text"/>	
<input type="text"/>	
<input type="text"/>	

Draw your own pictures.

<input type="text"/>	<input type="text"/>	<input type="text"/>
----------------------	----------------------	----------------------