

Key



Acute

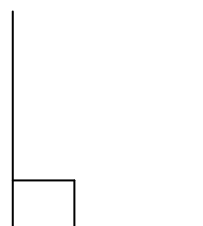
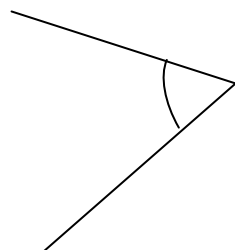
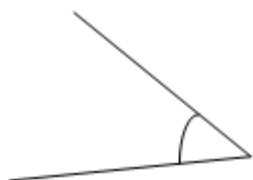
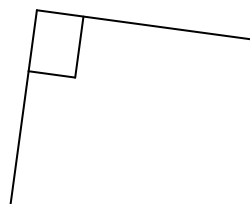
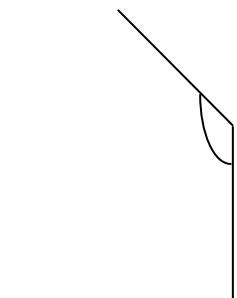
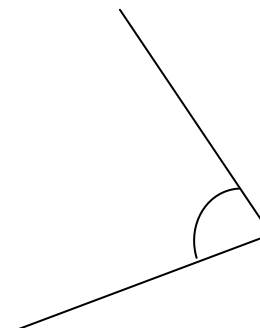
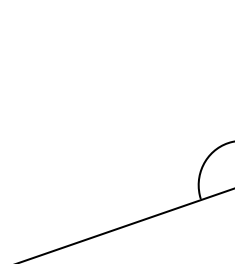
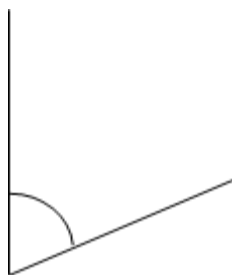
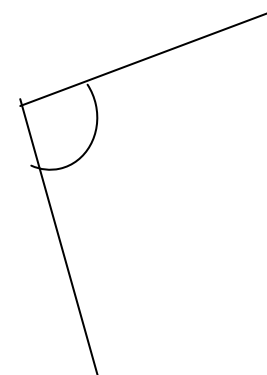
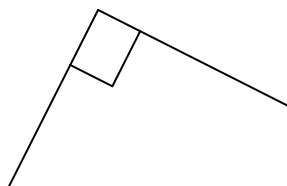
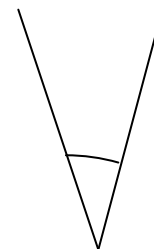
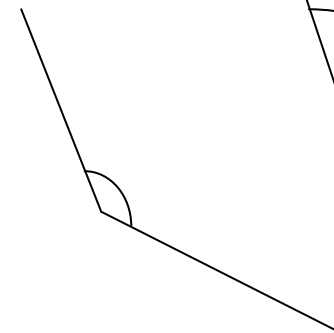
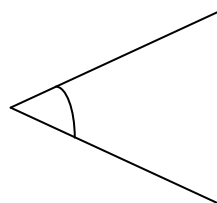
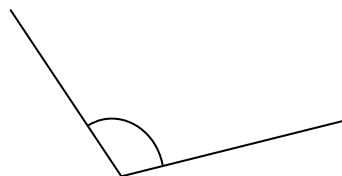


Obtuse



Right angle

Blue, Green, Red and Orange - Acute angles are less than 90°. Obtuse angles are more than 90°, but less than 180°. Choose 3 colours, fill in the key, then colour the angles as appropriate. Use a protractor to measure the angles.



Write an O or an A next to each of these angle sizes to show if it is Obtuse or Acute:

48°

119°

92°

53°

167°

123°

72°

175°

86°

35°