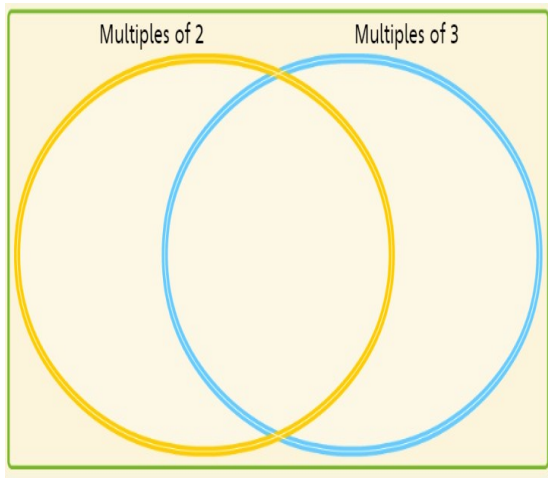
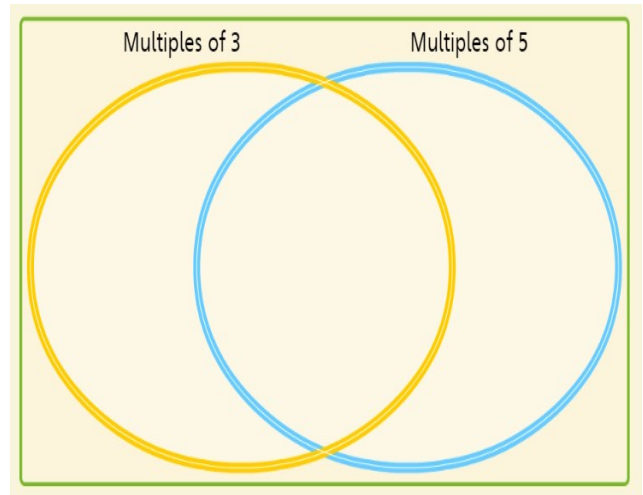


## Maths Homework - blue group

14/1/19



6, 12, 15, 2, 4,  
10, 11, 18, 20, 9

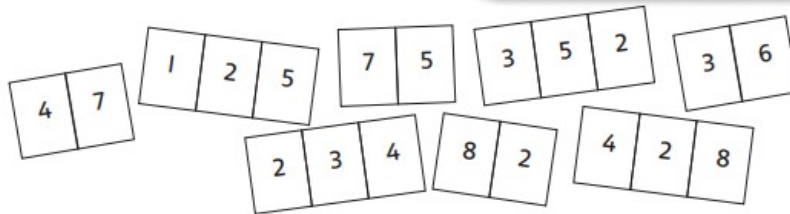


15, 30, 6, 14, 5,  
18, 10, 11, 9, 12

Draw the Venn diagram in your maths homework book and add the given numbers in the correct positions.

### **Addition search**

Partitioning would be a great way to add these numbers.



Find a pair of numbers with a total between:

- 1 50 and 100 \_\_\_\_\_
- 2 100 and 150 \_\_\_\_\_
- 3 150 and 200 \_\_\_\_\_