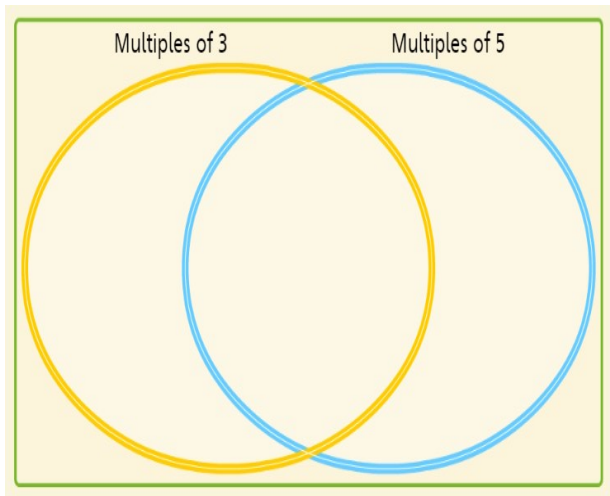
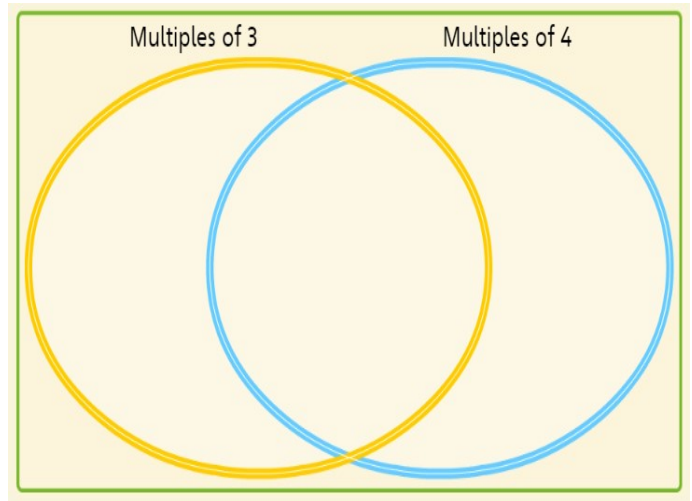


Maths Homework - purple and yellow groups 14/1/19



40	29	39	15	12	42
16	38	24	6	48	30

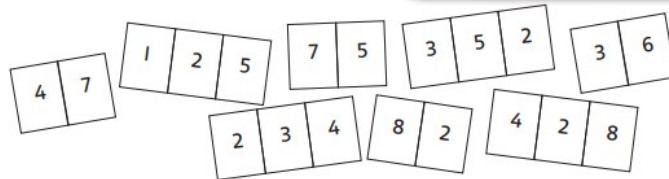


40	29	39	15	12	42
16	38	24	6	48	30

Draw the Venn diagram in your maths homework book and add the given numbers in the correct positions. THEN add 4 of your own numbers to each of the Venn diagrams.

Addition search

Partitioning would be a great way to add these numbers.



Find a pair of numbers with a total between:

- 1 50 and 100 _____
- 2 100 and 150 _____
- 3 150 and 200 _____
- 4 300 and 400 _____
- 5 500 and 600 _____
- 6 700 and 800 _____